



**Semi-Automatic Divider and Rounder**

**Features:**


- Three light weight, sanitary plastic rounding plates are included
- Machine is shipped with necessary oil for rounding mechanism
- Cutting knives are hot tin plated for sanitary purposes
- Stainless steel dough embracing ring
- Easy weight adjustment
- No oil in, or above product zone
- Minimum maintenance required
- Rounding mechanism runs in oil bath for absolutely smooth, quiet and long lasting operation
- Hourly production up to 7,000 pieces (depends on operator efficiency and production flow)

<b>ON/OFF Switch</b>	Yes	<b>Electrical Data</b> 220 volts-3phase 60 Cycles 3/4 HP Motor 3.0 Amps 0.55 KW
<b>Finish</b>	Enamel	
<b>Weight Adjustment</b>	Yes	
<b>Dimensions/Weights:</b>		
Width-25"		Net weight: 770 lbs
Depth-21"		Shipping weight: 880 lbs
Height-63"		

Listed:   
Intertek 4001284 Intertek 4001284



7, 15, 20, 36 Plates  
3 plates corresponding to the head purchased are sent with the unit



One head of your choice is sent when shipped.  
Each additional head sold separately.

36 Part Head

15 Part Head

20 Part Head

7 Part Head

Specifications, Details and Prices are subject to change without prior notice.  
Please call for current pricing.

Doughpro  
20281 Harvill Ave • Perris, CA 92570  
(951) 657-0379 • (800) 624-6717 • Fax (951) 657-4594




**Semi-Automatic Divider and Rounder (Continued. . .)**

You can divide and round dough pieces from 1 to 21 ounces using the 4 head listed below. Changing heads, or removing them for washing in or pan washer, takes only a couple of minutes. Heads are made of light weight aluminum casting. Head and knives are teflon coated to work with sticky doughs.


36 Part Head  
 Weight range: 1 - 4 oz.




20 Part Head  
 Weight range: 2.5 - 7.1 oz.



15 Part Head  
 Weight range: 5.4 - 9.5 oz.



7 Part Head  
 Weight range: 9 - 21 oz.



Capacities			Weights		Crate Dimensions
Number of parts	Weight of individual dough pieces in oz.	Total weight range in lbs.	Net weight in lbs.	Shipping weight in lbs.	D x W x H
36	1.0 - 4.0	2.3 - 9.0	770	880	31" x 33" x 63"
20	2.5 - 7.1	3.1 - 8.9			
15	5.4 - 9.5	5.1 - 8.9			
7	9.0 - 21.0	3.9 - 9.2			

Listed:



Specifications, Details and Prices are subject to change without prior notice.  
 Please call for current pricing.

Doughpro  
 20281 Harvill Ave • Perris, CA 92570  
 (951) 657-0379 • (800) 624-6717 • Fax (951) 657-4594



Website: [www.doughpro.com](http://www.doughpro.com) • E-Mail: [info@doughpro.com](mailto:info@doughpro.com)